Edexcel (U.K.) Pre 2017

Questions By Topic

C4 Chap02 Coordinate Geometry and Chap4 Parametric

Compiled By: Dr Yu

Editors: Betül, Signal, Vivian

www.CasperYC.club

Last updated: February 10, 2026

CC BY NC ND

DrYuFromShanghai@QQ.com

Leave blank

5.

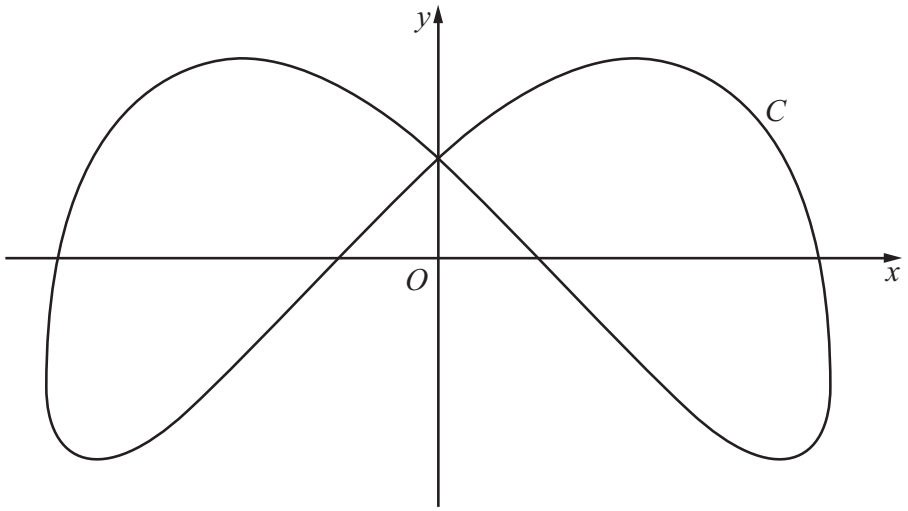

Figure 2

Figure 2 shows a sketch of the curve C with parametric equations

$$x = 4\sin\left(t + \frac{\pi}{6}\right), \quad y = 3\cos 2t, \quad 0 \leqslant t < 2\pi$$

(a) Find an expression for $\frac{dy}{dx}$ in terms of t.

(3)

(b) Find the coordinates of all the points on C where $\frac{dy}{dx} = 0$

(5)

Leave blank

4.

Figure 2

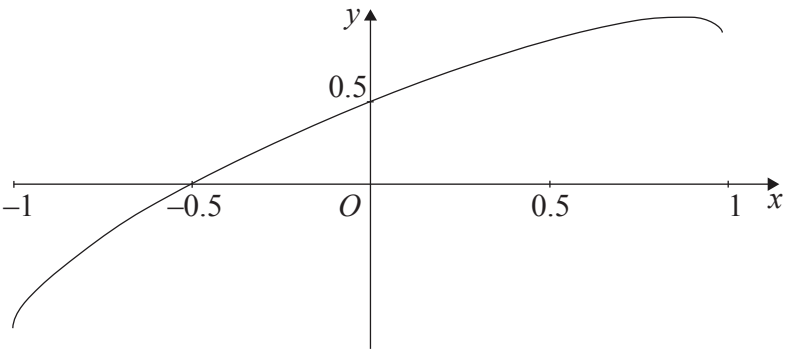

The curve shown in Figure 2 has parametric equations

$$x = \sin t, \quad y = \sin\left(t + \frac{\pi}{6}\right), \qquad -\frac{\pi}{2} < t < \frac{\pi}{2}.$$

(a) Find an equation of the tangent to the curve at the point where $t = \frac{\pi}{6}$.

(6)

(b) Show that a cartesian equation of the curve is

$$y = \frac{\sqrt{3}}{2}x + \frac{1}{2}\sqrt{(1 - x^2)}, \qquad -1 < x < 1.$$

(3)

书山有路勤为径，学海无涯苦作舟。

Leave blank

7.

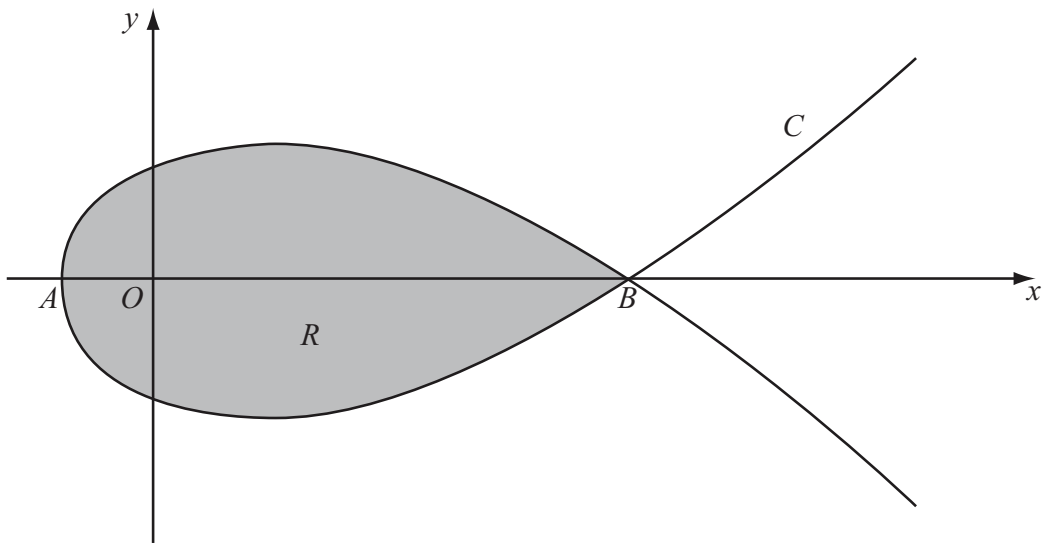

Figure 2

Figure 2 shows a sketch of the curve C with parametric equations

$$x = 5t^2 - 4, \quad y = t(9 - t^2)$$

The curve C cuts the x-axis at the points A and B.

(a) Find the x-coordinate at the point A and the x-coordinate at the point B.

(3)

The region R, as shown shaded in Figure 2, is enclosed by the loop of the curve.

(b) Use integration to find the area of R.

(6)

Leave blank

4. A curve C has parametric equations

$$x = 2\sin t, \quad y = 1 - \cos 2t, \quad -\frac{\pi}{2} \leqslant t \leqslant \frac{\pi}{2}$$

(a) Find $\frac{\mathrm{d}y}{\mathrm{d}x}$ at the point where $t = \frac{\pi}{6}$

(4)

(b) Find a cartesian equation for C in the form

$$y = \mathrm{f}(x), \quad -k \leqslant x \leqslant k,$$

stating the value of the constant k.

(3)

(c) Write down the range of $\mathrm{f}(x)$.

(2)

书山有路勤为径，学海无涯苦作舟。

Leave blank

5.

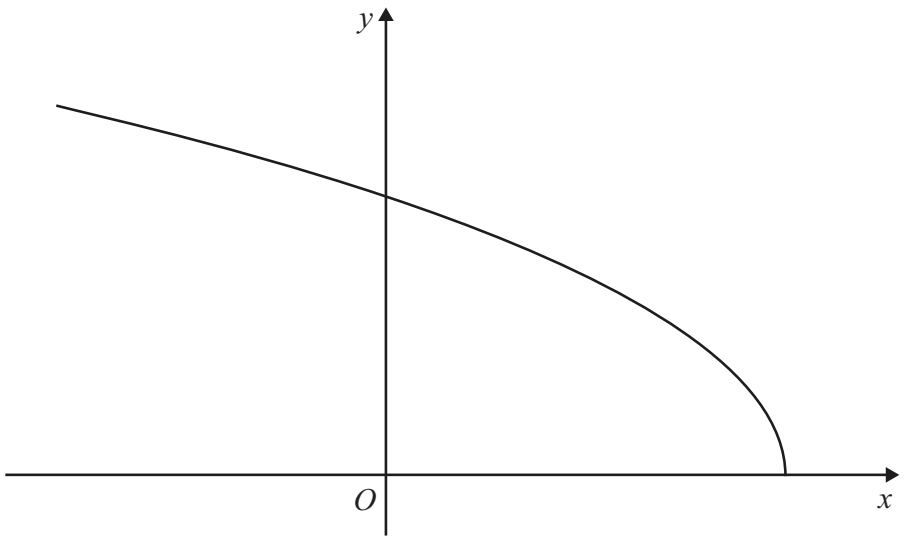

Figure 2

Figure 2 shows a sketch of the curve with parametric equations

$$x = 2\cos 2t, \qquad y = 6\sin t, \qquad 0 \leqslant t \leqslant \frac{\pi}{2}$$

(a) Find the gradient of the curve at the point where $t = \frac{\pi}{3}$.

(4)

(b) Find a cartesian equation of the curve in the form

$$y = \mathrm{f}(x), \quad -k \leqslant x \leqslant k,$$

stating the value of the constant k.

(4)

(c) Write down the range of $\mathrm{f}(x)$.

(2)

Leave blank

4. A curve C has parametric equations

$$x = \sin^2 t, \quad y = 2\tan t, \quad 0 \leqslant t < \frac{\pi}{2}$$

(a) Find $\frac{\mathrm{d}y}{\mathrm{d}x}$ in terms of t.

(4)

The tangent to C at the point where $t = \frac{\pi}{3}$ cuts the x-axis at the point P.

(b) Find the x-coordinate of P.

(6)

书山有路勤为径，学海无涯苦作舟。

Leave blank

6. A curve has parametric equations

$$x = 2\cot t, \quad y = 2\sin^2 t, \quad 0 < t \leqslant \frac{\pi}{2}.$$

(a) Find an expression for $\frac{\mathrm{d}y}{\mathrm{d}x}$ in terms of the parameter t.

(4)

(b) Find an equation of the tangent to the curve at the point where $t = \frac{\pi}{4}$.

(4)

(c) Find a cartesian equation of the curve in the form $y = \mathrm{f}(x)$. State the domain on which the curve is defined.

(4)

书山有路勤为径，学海无涯苦作舟。

Leave blank

8.

Figure 2

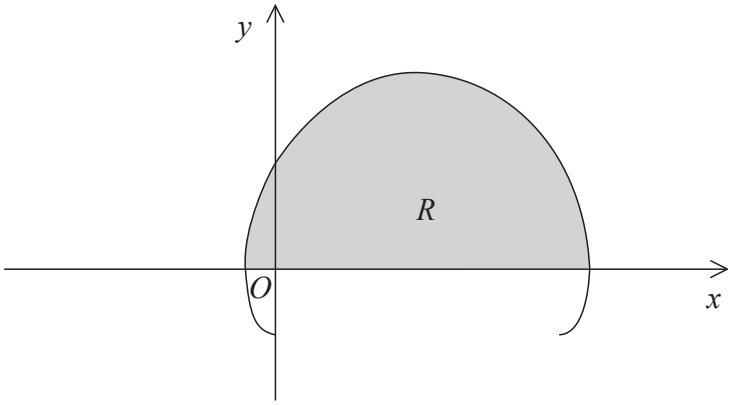

The curve shown in Figure 2 has parametric equations

$$x = t - 2\sin t, \quad y = 1 - 2\cos t, \quad 0 \leqslant t \leqslant 2\pi.$$

(a) Show that the curve crosses the x-axis where $t = \frac{\pi}{3}$ and $t = \frac{5\pi}{3}$.

(2)

The finite region R is enclosed by the curve and the x-axis, as shown shaded in Figure 2.

(b) Show that the area of R is given by the integral

$$\int_{\frac{\pi}{3}}^{\frac{5\pi}{3}} (1 - 2\cos t)^2 \, \mathrm{d}t.$$

(3)

(c) Use this integral to find the exact value of the shaded area.

(7)

Leave blank

7.

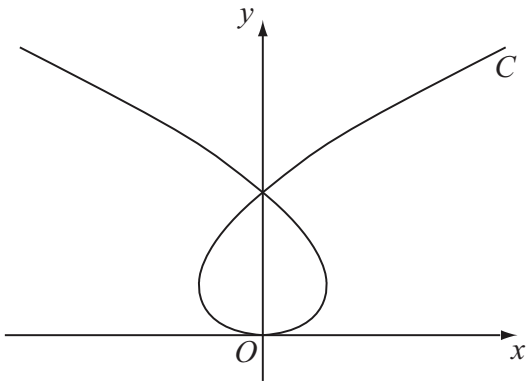

Figure 3

The curve C shown in Figure 3 has parametric equations

$$x = t^3 - 8t, \quad y = t^2$$

where t is a parameter. Given that the point A has parameter $t = -1$,

(a) find the coordinates of A.

(1)

The line l is the tangent to C at A.

(b) Show that an equation for l is $2x - 5y - 9 = 0$.

(5)

The line l also intersects the curve at the point B.

(c) Find the coordinates of B.

(6)

Leave blank

7.

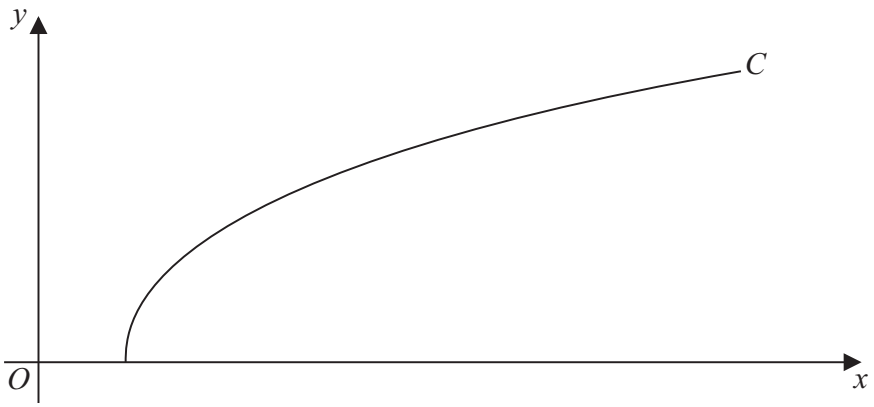

Figure 2

Figure 2 shows a sketch of the curve C with parametric equations

$$x = 27\sec^3 t,\ y = 3\tan t, \qquad 0 \leqslant t \leqslant \frac{\pi}{3}$$

(a) Find the gradient of the curve C at the point where $t = \frac{\pi}{6}$

(4)

(b) Show that the cartesian equation of C may be written in the form

$$y = (x^{\frac{2}{3}} - 9)^{\frac{1}{2}}, \qquad a \leqslant x \leqslant b$$

stating the values of a and b.

(3)

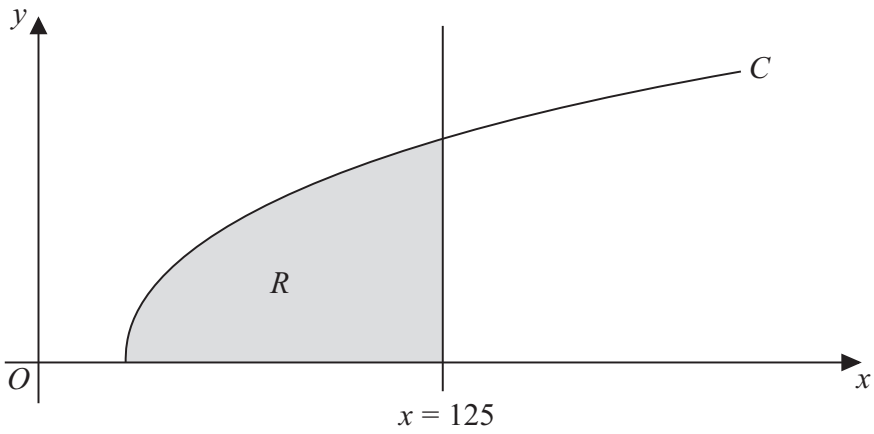

Figure 3

The finite region R which is bounded by the curve C, the x-axis and the line $x = 125$ is shown shaded in Figure 3. This region is rotated through 2π radians about the x-axis to form a solid of revolution.

(c) Use calculus to find the exact value of the volume of the solid of revolution.

(5)

Leave blank

6. A curve has parametric equations

$$x = \tan^2 t, \qquad y = \sin t, \qquad 0 < t < \frac{\pi}{2}.$$

(a) Find an expression for $\frac{dy}{dx}$ in terms of t. You need not simplify your answer.

(3)

(b) Find an equation of the tangent to the curve at the point where $t = \frac{\pi}{4}$.

Give your answer in the form $y = ax + b$, where a and b are constants to be determined.

(5)

(c) Find a cartesian equation of the curve in the form $y^2 = f(x)$.

(4)

书山有路勤为径，学海无涯苦作舟。

Leave blank

6. The curve C has parametric equations

$$x = \ln t\,, \qquad y = t^2 - 2\,, \qquad t > 0$$

Find

(a) an equation of the normal to C at the point where $t = 3$,

(6)

(b) a cartesian equation of C.

(3)

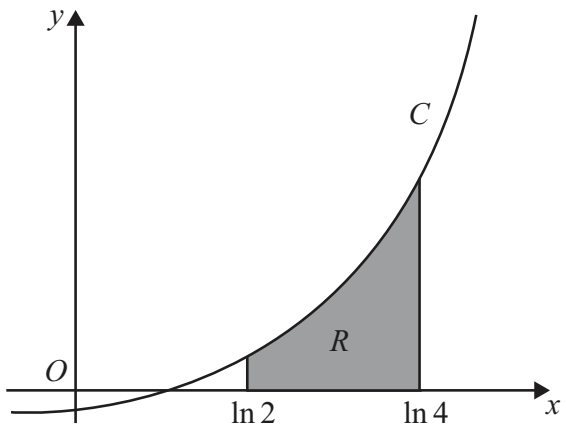

Figure 1

The finite area R, shown in Figure 1, is bounded by C, the x-axis, the line $x = \ln 2$ and the line $x = \ln 4$. The area R is rotated through $360°$ about the x-axis.

(c) Use calculus to find the exact volume of the solid generated.

(6)

Leave blank

5.

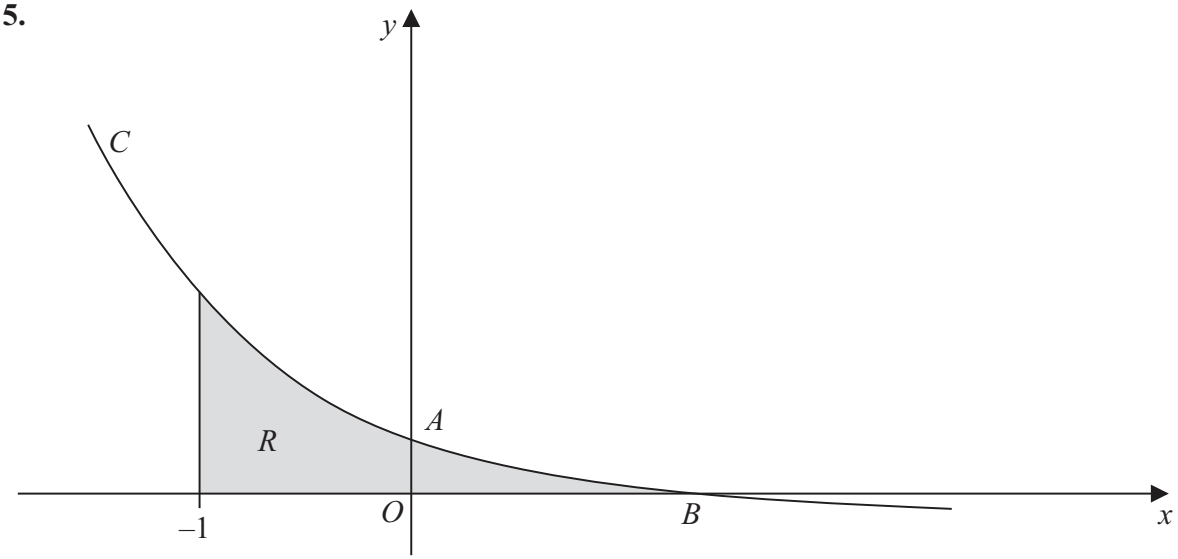

Figure 2

Figure 2 shows a sketch of part of the curve C with parametric equations

$$x = 1 - \frac{1}{2}t, \quad y = 2^t - 1$$

The curve crosses the y-axis at the point A and crosses the x-axis at the point B.

(a) Show that A has coordinates $(0, 3)$.

(2)

(b) Find the x coordinate of the point B.

(2)

(c) Find an equation of the normal to C at the point A.

(5)

The region R, as shown shaded in Figure 2, is bounded by the curve C, the line $x = -1$ and the x-axis.

(d) Use integration to find the exact area of R.

(6)

Leave blank

7.

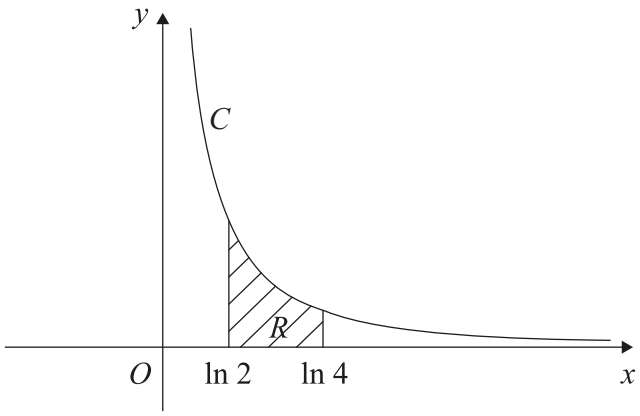

Figure 3

The curve C has parametric equations

$$x = \ln(t+2), \qquad y = \frac{1}{(t+1)}, \qquad t > -1.$$

The finite region R between the curve C and the x-axis, bounded by the lines with equations $x = \ln 2$ and $x = \ln 4$, is shown shaded in Figure 3.

(a) Show that the area of R is given by the integral

$$\int_0^2 \frac{1}{(t+1)(t+2)}\,\mathrm{d}t.$$

(4)

(b) Hence find an exact value for this area.

(6)

(c) Find a cartesian equation of the curve C, in the form $y = \mathrm{f}(x)$.

(4)

(d) State the domain of values for x for this curve.

(1)

Leave blank

7.

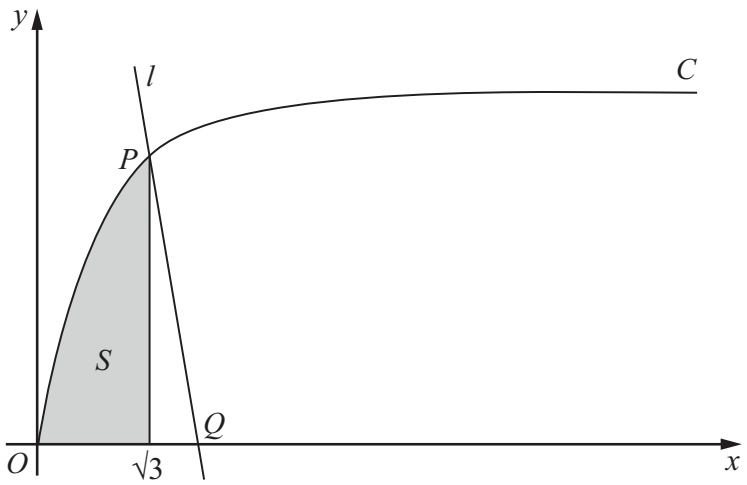

Figure 3

Figure 3 shows part of the curve C with parametric equations

$$x = \tan\theta, \qquad y = \sin\theta, \qquad 0 \leqslant \theta < \frac{\pi}{2}$$

The point P lies on C and has coordinates $\left(\sqrt{3}, \frac{1}{2}\sqrt{3}\right)$.

(a) Find the value of θ at the point P.

(2)

The line l is a normal to C at P. The normal cuts the x-axis at the point Q.

(b) Show that Q has coordinates $\left(k\sqrt{3}, 0\right)$, giving the value of the constant k.

(6)

The finite shaded region S shown in Figure 3 is bounded by the curve C, the line $x = \sqrt{3}$ and the x-axis. This shaded region is rotated through 2π radians about the x-axis to form a solid of revolution.

(c) Find the volume of the solid of revolution, giving your answer in the form $p\pi\sqrt{3} + q\pi^2$, where p and q are constants.

(7)

8.

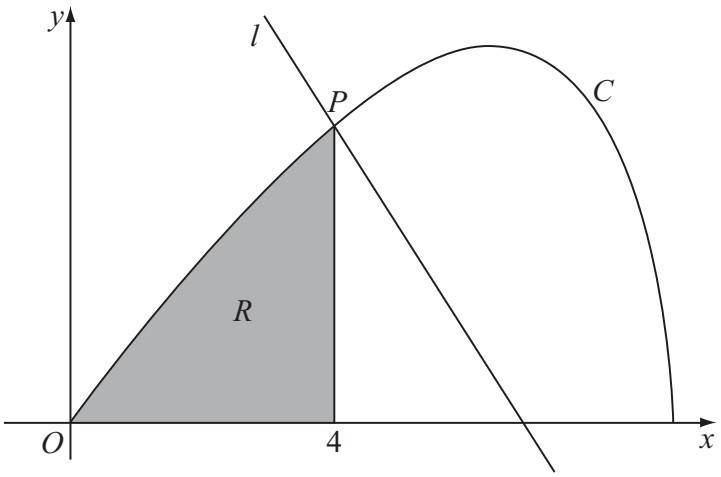

Figure 3

Figure 3 shows the curve C with parametric equations

$$x = 8\cos t, \qquad y = 4\sin 2t, \qquad 0 \leqslant t \leqslant \frac{\pi}{2}.$$

The point P lies on C and has coordinates $(4, 2\sqrt{3})$.

(a) Find the value of t at the point P.

(2)

The line l is a normal to C at P.

(b) Show that an equation for l is $y = -x\sqrt{3} + 6\sqrt{3}$.

(6)

The finite region R is enclosed by the curve C, the x-axis and the line $x = 4$, as shown shaded in Figure 3.

(c) Show that the area of R is given by the integral $\displaystyle\int_{\frac{\pi}{3}}^{\frac{\pi}{2}} 64\sin^2 t\cos t\,\mathrm{d}t$.

(4)

(d) Use this integral to find the area of R, giving your answer in the form $a + b\sqrt{3}$, where a and b are constants to be determined.

(4)